



FOOD SAFETY AND FSSAI REGULATIONS



AATMANIRBHAR BHARAT

**PM Formalisation of Micro Food Processing
Enterprises Scheme (PM FME Scheme)**

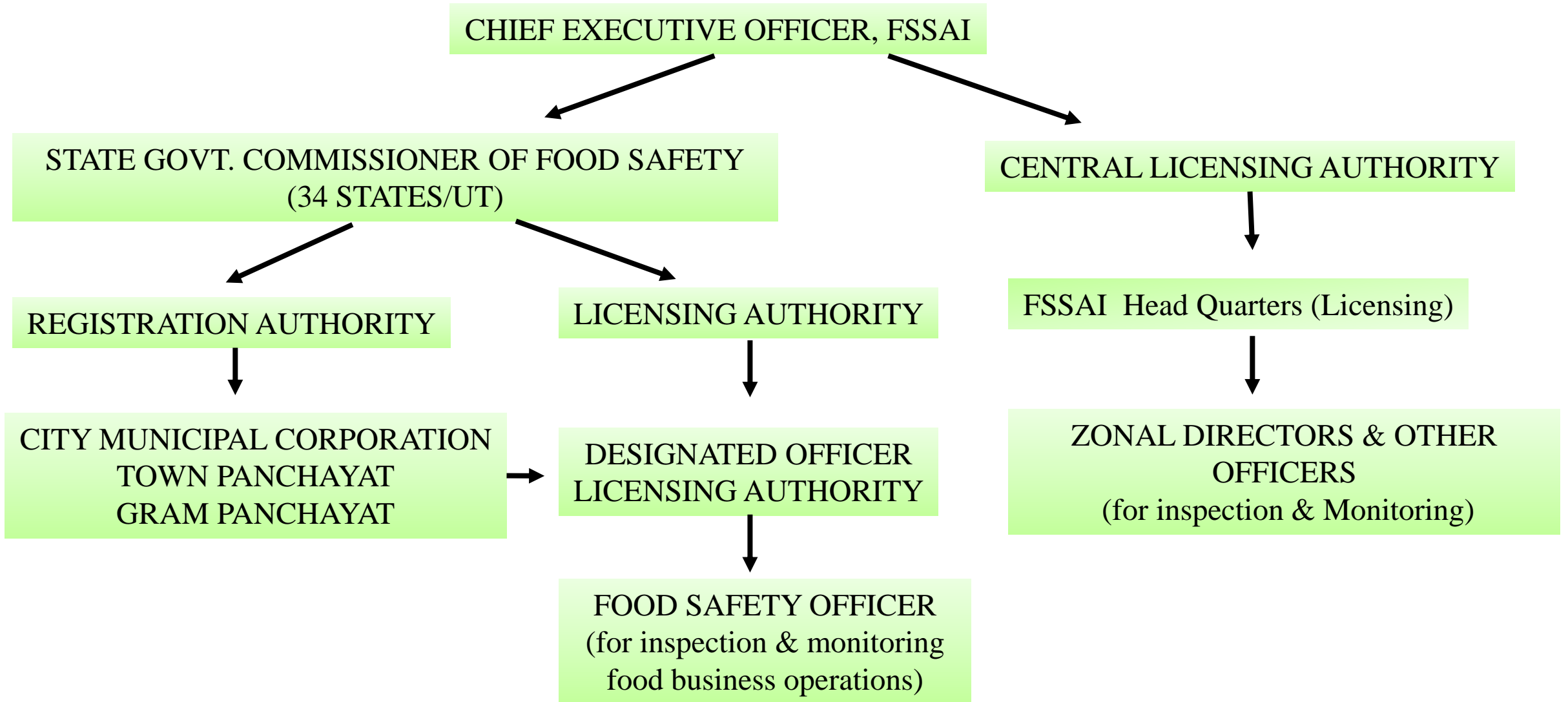
INTRODUCTION ABOUT FSSAI

- Any food business operation to function in India should adhere to certain product specific standards, safety and hygienic parameters.
- The food safety regulations are laid down by Food Safety & Standards Authority of India, **came into existence in 2006.**
- Other agencies involved in standardization and quality certification are Bureau of Indian Standards (**BIS**), **AGMARK, Codex.**
- FSSAI replaces the then existed laws like Prevention of Food Adulteration Act (1954), Fruit Products Order, Milk & Milk Products Order, Export (Quality Control & Inspection) Act, Meat Products order, Agricultural Produce (Grading & Marketing) Act

OBJECTIVES OF FSSAI

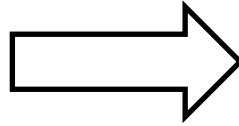
- FSSAI is responsible for protecting and promoting public health through the regulation and supervision of food safety.
- The FSSAI is headed by a non-executive Chairperson, appointed by the Central Government, either holding or has held the position of not below the rank of Secretary to the Government of India.
- The act ensure food safety in all line of food distribution system from processing, manufacturing to packing and supplying.
- To determine the limit for food additive, preservatives, heavy metals, mycotoxins etc.
- Several categories of foods viz., nutraceuticals, health foods for special dietary purposes all were brought under the preview of FSSAI.

ORGANIZATIONAL SET UP OF FSSAI



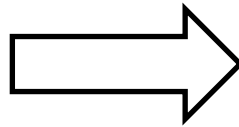
WHETHER TO TAKE FSSAI REGISTRATION / LICENSING?

A food business operation (FBO) with an **annual turnover of 12 lakh or less**



FSSAI REGISTRATION

If the annual turnover is **>12 lakhs – 20 crores**



FSSAI LICENSE

State license

Central license

Validity of the registration / license can be from 1 year to 5 years as chosen by the food business operator

If the FBO is functioning in a **single state**

If the FBO is functioning in **more than one state**

DOCUMENTS REQUIRED TO APPLY FOR REGISTRATION

- ✓ Proof of premise
- ✓ Identity proof of the manufacturer
- ✓ No objection certificate from Municipality / Panchayat
- ✓ Health fitness certificate by physician declaring the fitness of workers in the FBO
- ✓ Document declaring the safety of the water (with respect to both microbial and mineral contamination) utilized in the Plant.

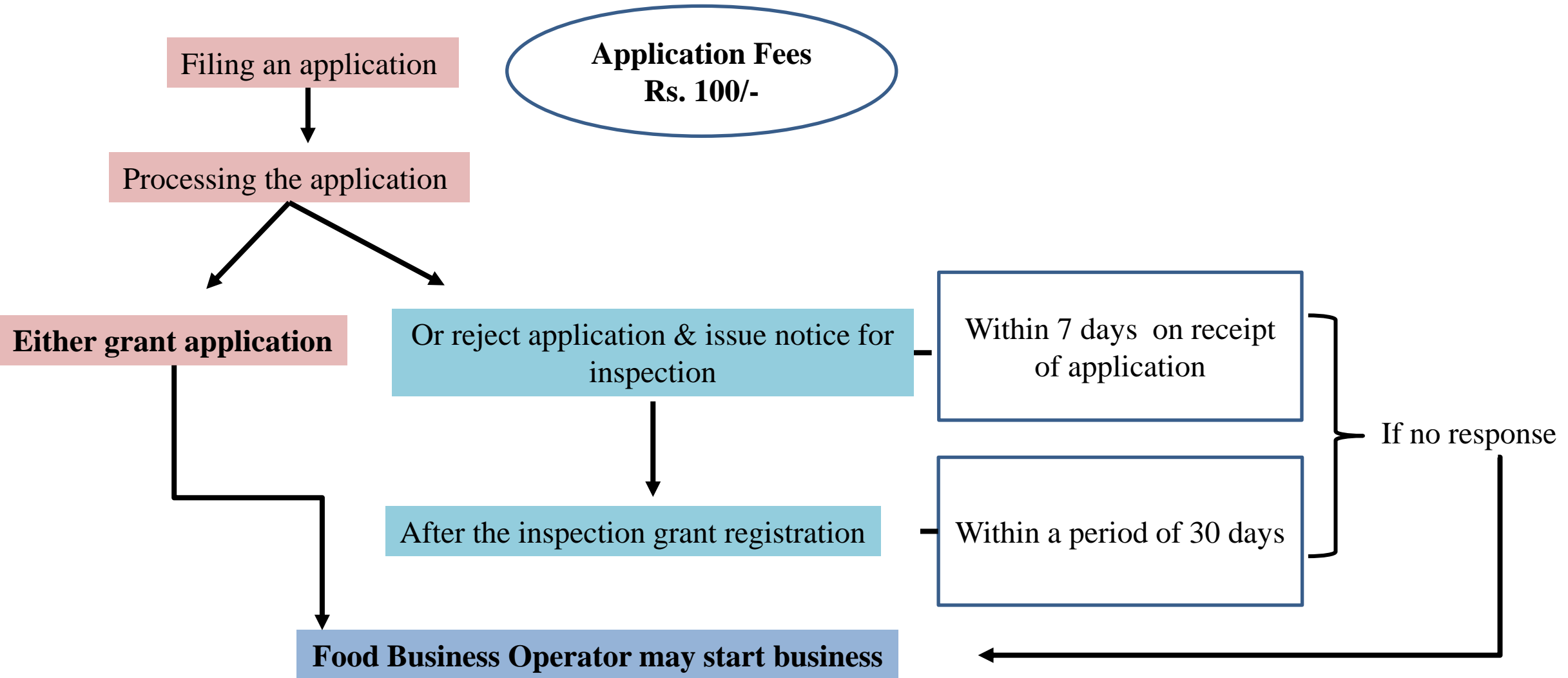
DOCUMENTS REQUIRED FOR LICENSING

- Blueprint of the plant with marked dimensions of each processing area.
- List of manufacturer(s) with full address
- Details of the equipment utilized with specifications, capacity and power consumption
- Data of water analysis (bacteriological and chemical) from govt. authorized water testing laboratories.
- Photograph of unit

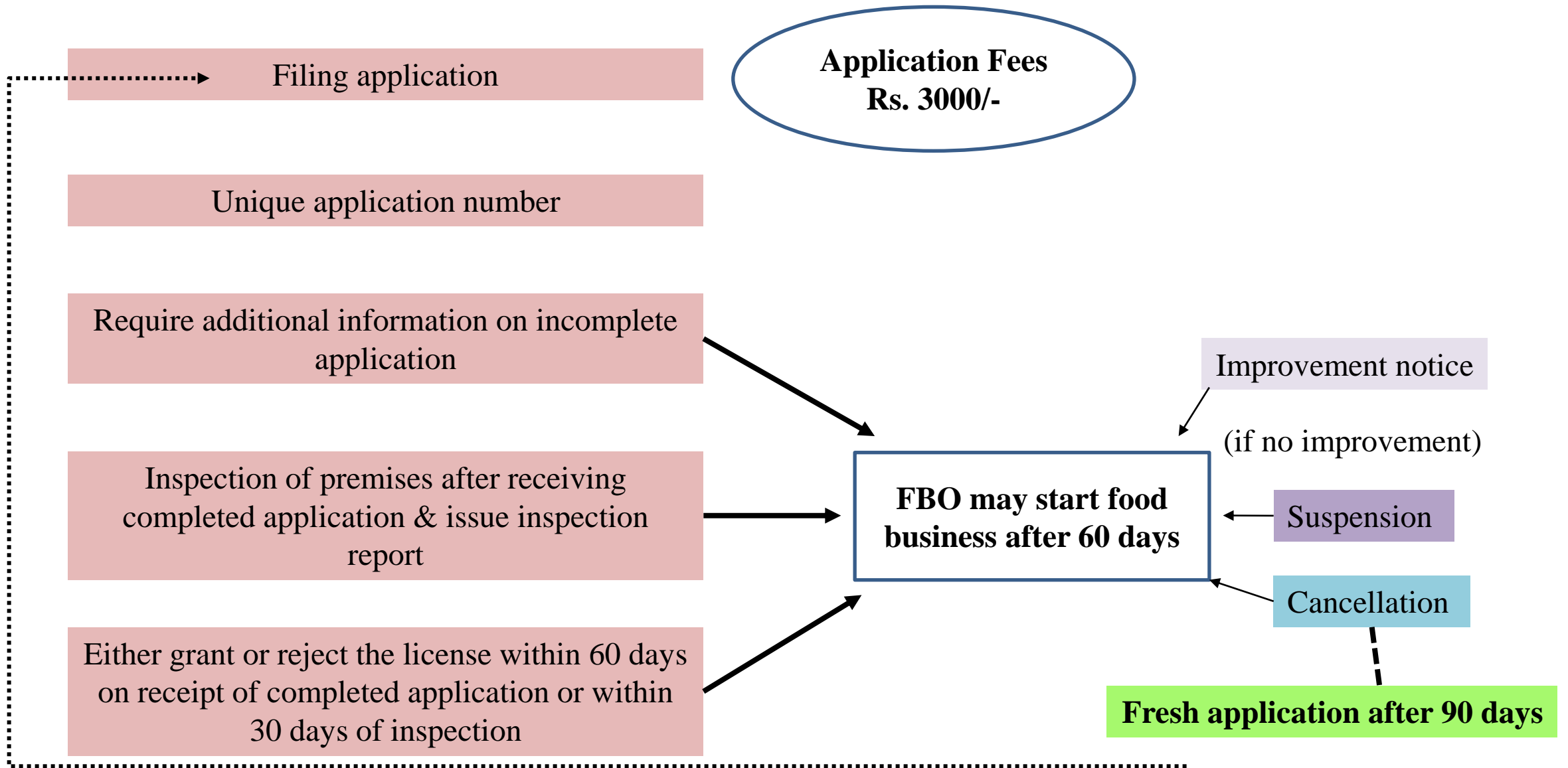
Cont...

- Government authorized identity proof along with photo of the manufacturer/ proprietor / partner / director of the FBO.
- Proof of possession of food plant premises (sale deed/ rent agreement/ electricity bill)
- In case of partnership business the partnership deed/ memorandum & articles of association towards the constitution of the firm/ self-declaration of proprietorship.
- Form IX: nomination of persons by a company along with the board resolution.

PROCEDURE FOR REGISTRATION



PROCEDURE FOR LICENSING



How to apply for FSSAI registration ?

Follow the link <https://fosc.fssai.gov.in/>

The screenshot displays the FoSCoS (Food Safety Compliance System) website interface. At the top, there are logos for FSSAI, the Government of India, FoSCoS, and Eat Right India. Navigation links include Home, About FoSCoS, FSSAI, User Manual, Login-Businesses, Login-Authorities, and Sign Up. A search bar for 'Standardized Food Products' and 'Eligibility of your food business' is present. Below this is a menu with options: Track Application, Know Your Officer, FBO Search, How to Apply, and Application Processing. The main section features a form to 'Enter Application Reference No.' and 'Enter Captcha Code'. The captcha code shown is 104501. A 'Submit' button is located below the form. At the bottom, there are five service tiles: 'Apply License' (Fee: Rs.2000 to 7500 per year), 'Apply for Registration Certificate (Petty Food Business Operators)' (Fee: Rs.100 per year), 'Modification of License and Registration Fee' (Rs.1000 for License, Rs.100 for Registration), 'Renewals' (Fee is same as of new License and Registration. Can be applied as early as 180 days prior to expiry date), and 'Food Consumer Grievance'. A 'Click here' box points to the 'Apply for Registration Certificate' tile. At the very bottom, there are sections for 'ANNOUNCEMENT', 'HELP TOPICS/FAQ', and 'HELPDESK'.

How to apply for FSSAI registration ? Cont...



[Home](#) | [About FoSCoS](#) | [FSSAI](#) | [User Manual](#) | [Login-Businesses](#) | [Login-Authorities](#) | [Sign Up](#)

Please become a registered member or provide your contact details to receive alerts from us.

Continue as a Petty FBO!

Email-Id or Mobile Number

829615

Enter Captcha

1. Enter Email-Id or Mobile Number and submit.
2. A verification code (OTP) will be sent to given Email-Id or Mobile Number.
3. Enter the code and submit.

DOCUMENTS REQUIRED

[NEW LICENSE](#)
[NEW REGISTRATION](#)
[RENEWAL OF LICENSE](#)
[MODIFICATION](#)
[FEE STRUCTURE](#)

ADDITIONAL INFORMATION

[ANNUAL RETURN](#)
[FORM D-1/FORM D-2](#)
[Importer](#)
[Exporter](#)
[INSPECTION CHECKLIST](#)

FSS ACT, 2006

[FSS RULES, 2011](#)
[FSS REGULATIONS](#)
[GAZETTE NOTIFICATION](#)
[ADVISORIES/ORDERS](#)

USEFUL LINKS

[FoSTaC](#)
[FPIVS](#)
[FOOD SAFETY MITRA](#)
[More Links](#)

Ac

How to apply for FSSAI registration ? Cont...

Select the State and Read the Note before proceeding.

Select Kind of Business

Select the state where premises is located for which License/Registration will be obtained. Dadra & Nagar Haveli

Note: Each location will be issued separate license (except transporter where one license will be issued for all vehicle of a single transporter/ business). In case FBO is operating in more than one state, he has to obtain one additional Central License for Head office/ registered office and separate license for each location as per Capacity/Turnover (State/ Central License)

A Food Business Operator (FBO)'s premise shall have only one FSSAI License or Registration on which any number of kind of businesses (KoB) can be endorsed.

Manufacturer Trade/Retail Food Services Airport/Seaport Central Govt. Agencies Importer Exporters Mid-Day Meal E-Commerce

Head Office

Select the kind of business under which your food business falls.

If conducting food business activities such as storing, wholesaling, retailing, distributing, transporting, food vending agencies, supplying, marketing, etc.

How to apply for FSSAI registration ? Cont...

After selecting your food business from the category, proceed to registration



- Dashboard
- Registration
- Modification
- Renewal
- Surrender
- Inspection
- View SMS/EMAIL History
- Search Console - Master Reports

View Eligibility

After assessment of kind of Business(s) selected and inputs provided, you are eligible for:

S.No	Kind of Business	License Category
1	Food Services - Hawker (Itinerant / Mobile food vendor)	Registration

[Click here to apply for Registration for all businesses](#)

How to apply for FSSAI registration ? Cont...

Fill in the necessary details in **Form 'A'**



- Dashboard
- Registration
- Modification
- Renewal
- Surrender
- Inspection
- View SMS/EMAIL History
- Search Console - Master Reports

Fill Registration Certificate Details

Form "A"
[See [Regulation 2.1.1](#) and [Regulation 2.1.7](#).]
Application for Registration under Food Safety and Standards Act, 2006

Applicant Details

Name of Applicant / Company *

Designation : * Individual Partner Proprietor Co-operative Society Other(s)

Kind of Business

Activate Windows
Go to Settings to activate Windows. [Subscribe](#)

How to apply for FSSAI registration ? Cont...

Upload the necessary documents

- Dashboard
- Registration
- Modification
- Renewal
- Surrender
- Inspection
- View SMS/EMAIL History
- Search Console - Master Reports

Upload Document(s)/Payment

S.No.	Document Type	Upload Document(s) (Max File Size:2MB,type:pdf,jpeg,jpg,png)
1	Photo *	<input type="button" value="Choose File"/> No file chosen <input type="button" value="Upload"/>
2	Identity Proof * <input type="text" value="Select Identity Types"/>	<input type="button" value="Choose File"/> No file chosen <input type="button" value="Upload"/>

Other Document

Sl. No.	Document Description	Upload Document(s) (Max File Size:2MB,type:pdf,jpeg,jpg,png)
	<input type="text" value="Select"/>	<input type="button" value="Choose File"/> No file chosen <input type="button" value="Upload"/>

I/We declare that –

Cont.

Proceed to payment

I/We declare that –

- I/We have read, understood and shall abide all provisions of FSS Act, 2006 and Rules, Regulations made therein and orders issued from time to time applicable to declared food business.
- I/We assure that articles of food mentioned in form satisfy the requirements of FSS Act 2006, Rules and Regulations made thereunder.
- I/We shall comply with the general hygiene and sanitary requirements as mentioned in the Schedule 4 of the FSS (Licensing and Registration of Food Businesses) Regulations, 2011.
- Expected Annual turnover of the food business is under Rs. 12 Lacs. I will apply for License as and when annual turnover of food businesses exceeds Rs. 12 Lacs.

I do hereby solemnly affirm and declare that all information and particulars furnished here by me are true and correct to the best of my knowledge.

Razorpay Treasury Challan

Total Amount: Rs. 200

Once after payment you will obtain an **application reference number** which you can use to track your application

GOOD MANUFACTURING PRACTICES (GMP)

- The location of the food establishment should be away from pollution and other such industrial areas where there are chances for fumes, excessive soot etc. to avoid cross-contamination.
- There should be compartmentalization for raw material storage, pre-processing section, primary and secondary processing sections. The final product should be stored away raw materials.
- Floors and ceilings should be cleaned, paintings of walls should be water proof, easy to clean, and also flaking of plaster should be avoided.

GOOD MANUFACTURING PRACTICES (GMP) Cont...

- Rodent and insect control measures need to be taken.
- Proper waste disposal measures, segregation of biodegradable and non-degradable waste should be done.
- The drainage flow should be opposite to the manufacturing line.
- The windows and ventilations should be screened.
- No vessel, container or other equipment, the use of which is likely to cause metallic contamination injurious to health shall be employed in the process.

Labelling requirements

- Nutrition information
- Vegetarian or Non- Vegetarian Symbol
- Name and address of the manufacturer
- Net Quantity
- Lot number of batch identification
- Date of manufacture or packing
- Instructions for use

What's on a food label?

Date Marking

This is the 'Use By', 'Sell By' and 'Best Use Before' date. It gives the date by which the food should be eaten.

Product Name

Usually beside the brand name. Tells you what the food is.

Net Weight

This gives the actual weight of the food excluding the packaging. For canned foods packed in liquid, the net weight is the weight of the drained food.



Ingredient List

This shows all the ingredients that make up the product. The ingredients are listed in descending order by weight.

Nutrition Information

This panel shows the nutrients found in one serving or in 100 g / 100 ml of the food.

Usage Instructions

These are instructions for storing or using the product.

Manufacturer's Details

Every label includes the name and address of the manufacturer, importer or distributor.

PENALTIES

- Substandard food: up to Rs. 2.00 lakhs
- Misbranded: Upto Rs. 3.00 lakhs
- Misleading advertisement: Upto Rs. 10.00 lakhs
- Food with extraneous matter: Upto Rs. 1.00 lakhs
- Fail to meet the requirements as directed FSO: Upto Rs. 2.00 lakhs
- Unhygienic / Unsanitary preparations: Upto Rs. 1.00 lakhs
- Adulterant not injurious to health: Upto Rs. 2.00 lakhs
- Adulterant injurious to health: Upto Rs. 10.00 lakhs
- Unsafe food – but does not cause immediate injury: 6 months imprisonment with fine of Rs. 1.0 lakh



GUIDELINES FOR E-COMMERCE FOOD COMPANIES



The food can be sampled at any point. From where it is being cooked and packed, to where its being delivered.

It is now mandatory to add indicative images of the food on the e-commerce websites.



All mandatory information mentioned under the FSSAI Act needs to be clearly mentioned on the website.

E-commerce websites are only allowed to deliver fresh food. It should have a remaining shelf life of 30% or should be delivered 45 days prior to the expiry date.



The food should only be handled and delivered by trained personnel.

The safety of the food should not be compromised at any cost. It should reach the consumer safely.



Major links for food safety information

- <https://www.fssai.gov.in/>
- <https://foscoc.fssai.gov.in/>
- <https://fostac.fssai.gov.in/fostac/index>
- <https://fssai.gov.in/fskan>
- <https://fssai.gov.in/fssaivideolibrary/login>
- <https://fssai.gov.in/hygieneRating/home>
- <https://infolnet.fssai.gov.in/#/>
- <https://sharefood.fssai.gov.in/>
- <http://itcfsan.in/>

**Doing food business without FSSAI registration /
licensing is a punishable offence**



National Institute of Food Technology and Entrepreneurship and Management
Ministry of Food Processing Industries
Plot No. 97, Sector-56, HSIIDC, Industrial Estate, Kundli, Sonipat, Haryana-131028

Website: <http://www.niftem.ac.in>

Email: pmfmecell@niftem.ac.in

Call: 0130-2281089

